

PROVIDING IN A PANDEMIC

PERSON-TO-PERSON'S COVID RESPONSE: THE FIRST 365 DAYS

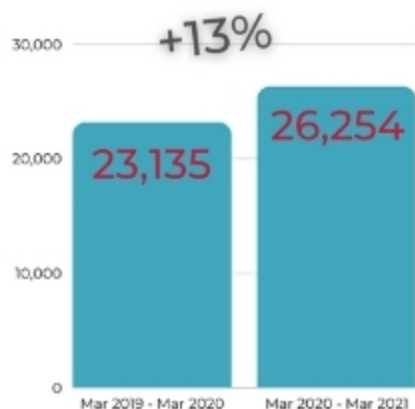
"I HAVE NEVER SEEN SUCH NEED AND DESPERATION, WITH CLIENTS ... BREAKING DOWN IN FRONT OF ME."
P2P CASEWORKER, APRIL 2020



A clear way to illustrate the rapid and tremendous economic strain put on individuals and families in our community due to the COVID-19 pandemic is to compare services provided by Person-to-Person year over year. This data is a snapshot of P2P's services March 2019 - March 2020 vs. March 2020 - March 2021.

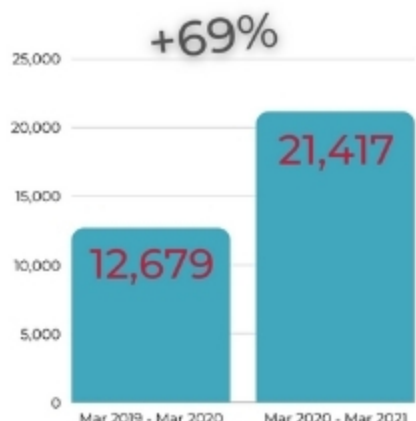
TOTAL INDIVIDUALS SERVED

12 Months Pre-COVID vs. 12 Months Post-COVID; March 2019 - March 2020 vs. March 2020 - March 2021; Based on number of unique individuals.



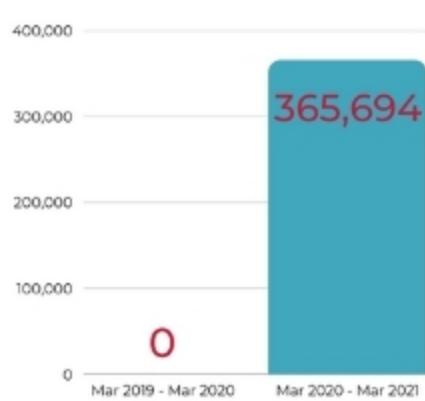
TOTAL FOOD CLIENTS

12 Months Pre-COVID vs. 12 Months Post-COVID; March 2019 - March 2020 vs. March 2020 - March 2021; Based on unique number of clients, unduplicated.



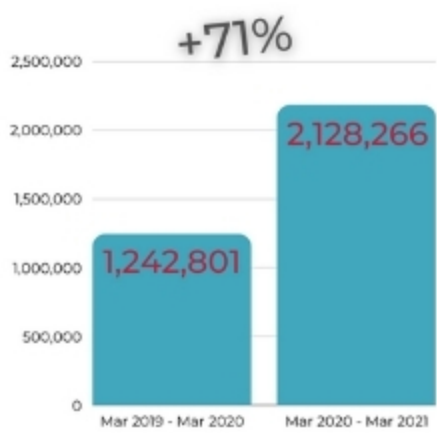
TOTAL HOME DELIVERY

12 Months Pre-COVID vs. 12 Months Post-COVID; March 2019 - March 2020 vs. March 2020 - March 2021; Based on groceries provided for meals, home delivery.



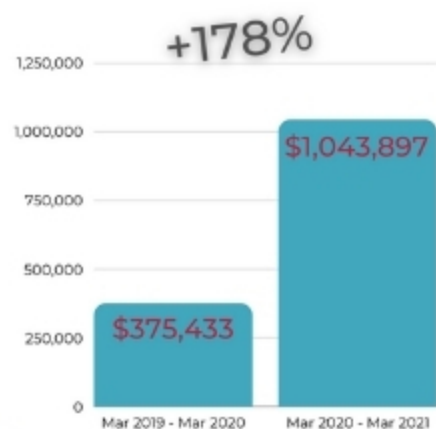
TOTAL MEALS PROVIDED

12 Months Pre-COVID vs. 12 Months Post-COVID; March 2019 - March 2020 vs. March 2020 - March 2021; Based on groceries provided for meals.



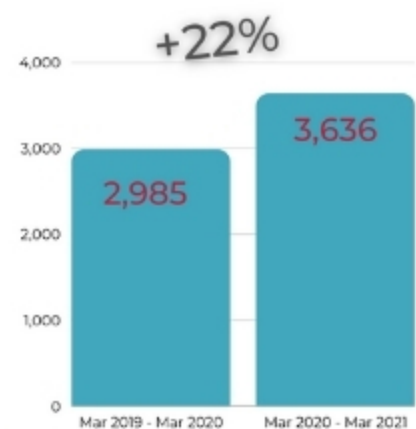
EMERGENCY ASSISTANCE

12 Months Pre-COVID vs. 12 Months Post-COVID; March 2019 - March 2020 vs. March 2020 - March 2021; Based on amount of emergency financial assistance distributed.



CASEWORKER SUPPORT

12 Months Pre-COVID vs. 12 Months Post-COVID; March 2019 - March 2020 vs. March 2020 - March 2021; Based on number of client cases handled by P2P caseworkers.



Corrected: May 6, 2021

AS LONG AS
THERE IS A
NEED P2P
IS HERE
TO HELP

p2pHelps.org
info@p2pHelps.org
203-655-0048

